

Silicon NPN Power Transistors

2SC3180N

DESCRIPTION

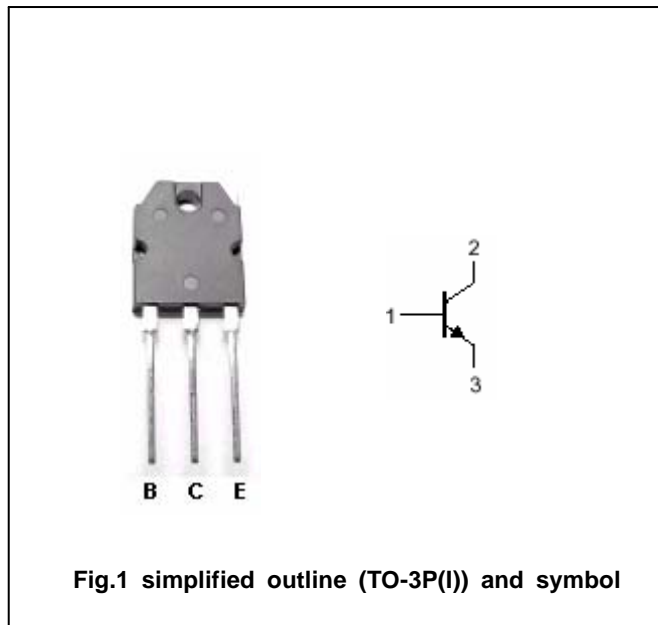
- With TO-3P(I) package
- Complement to type 2SA1263N

APPLICATIONS

- Power amplifier applications
- Recommend for 40W high fidelity audio frequency amplifier output stage

PINNING

PIN	DESCRIPTION
1	Base
2	Collector;connected to mounting base
3	Emitter

Absolute maximum ratings($T_a=25^\circ\text{C}$)

SYMBOL	PARAMETER	CONDITIONS	VALUE	UNIT
V_{CBO}	Collector-base voltage	Open emitter	80	V
V_{CEO}	Collector-emitter voltage	Open base	80	V
V_{EBO}	Emitter-base voltage	Open collector	5	V
I_C	Collector current		6	A
I_B	Base current		0.6	A
P_C	Collector power dissipation	$T_C=25$	60	W
T_j	Junction temperature		150	
T_{stg}	Storage temperature		-55~150	

Silicon NPN Power Transistors

2SC3180N

CHARACTERISTICS

T_j=25 unless otherwise specified

SYMBOL	PARAMETER	CONDITIONS	MIN	TYP.	MAX	UNIT
V _{(BR)CEO}	Collector-emitter breakdown voltage	I _C =50mA, I _B =0	80			V
V _{CEsat}	Collector-emitter saturation voltage	I _C =5A; I _B =0.5A			2.0	V
V _{BE}	Base-emitter voltage	I _C =3A; V _{CE} =5V			1.5	V
I _{CBO}	Collector cut-off current	V _{CB} =80V; I _E =0			5	μA
I _{EBO}	Emitter cut-off current	V _{EB} =5V; I _C =0			5	μA
h _{FE-1}	DC current gain	I _C =1A; V _{CE} =5V	55		160	
h _{FE-2}	DC current gain	I _C =3A; V _{CE} =5V	35			
f _T	Transition frequency	I _C =1A; V _{CE} =5V		30		MHz
C _{ob}	Output capacitance	I _E =0; V _{CB} =10V; f=1MHz		105		pF

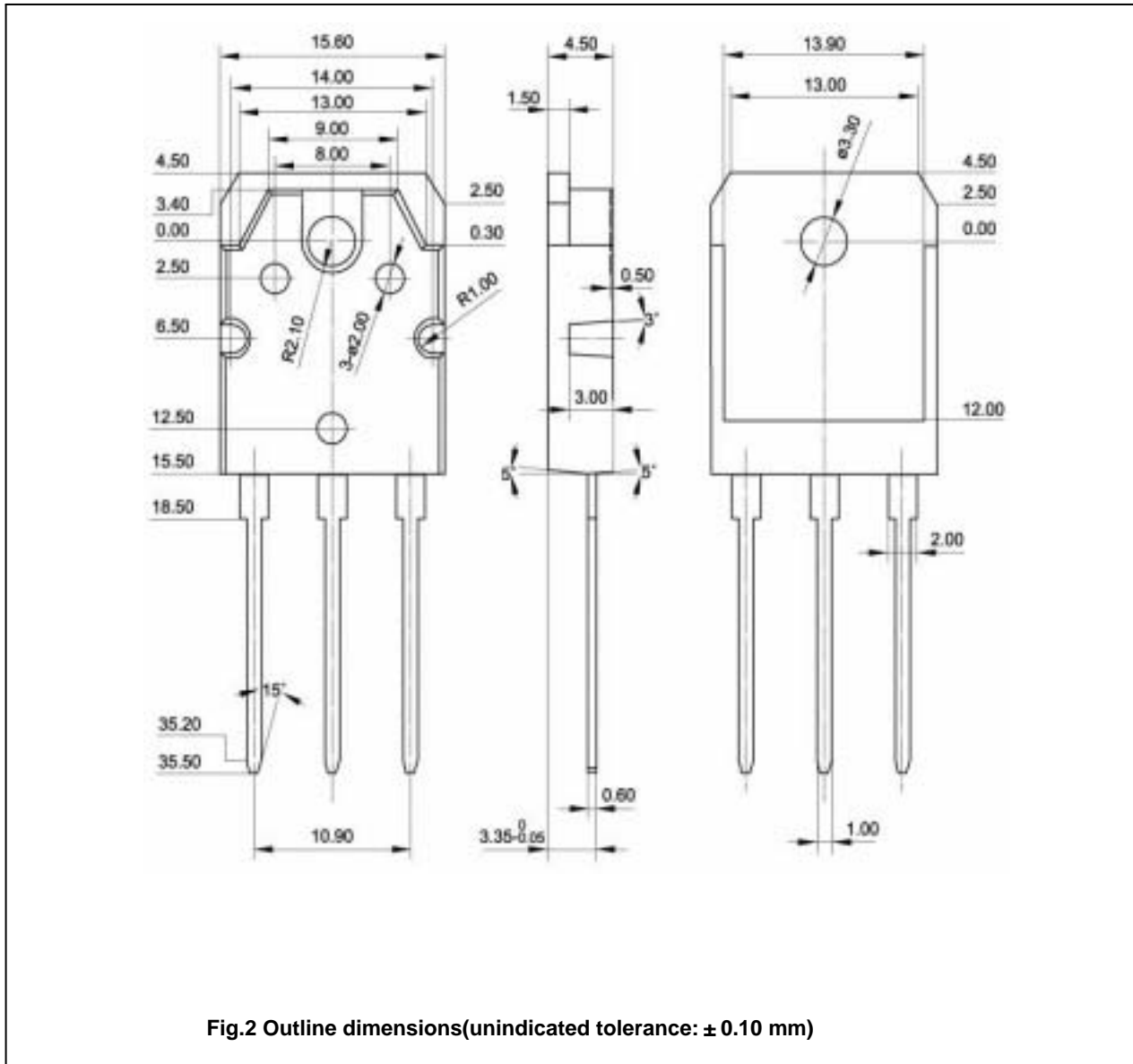
◆ h_{FE-1} Classifications

R	O
55-110	80-160

Silicon NPN Power Transistors

2SC3180N

PACKAGE OUTLINE



Silicon NPN Power Transistors

2SC3180N

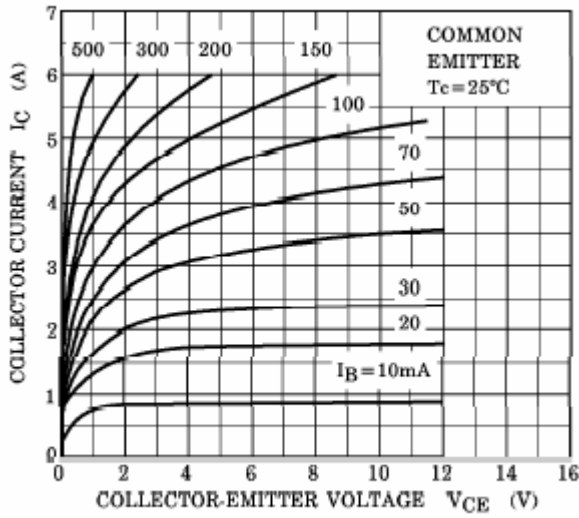


Fig.3 Static Characteristic

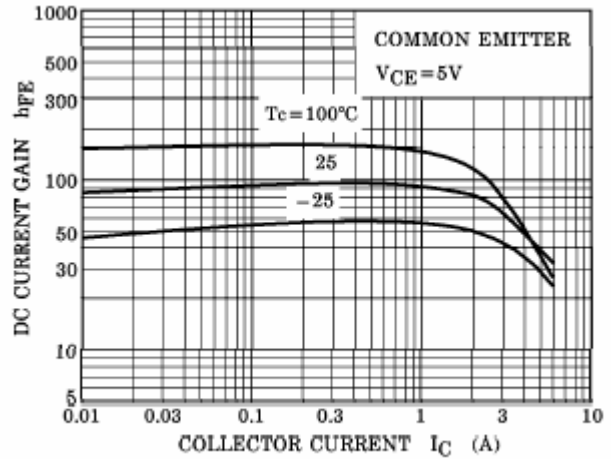


Fig.4 DC current Gain

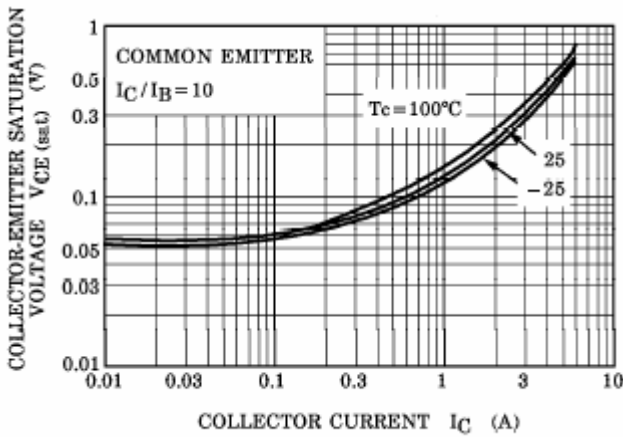


Fig.5 Collector-Emitter Saturation Voltage

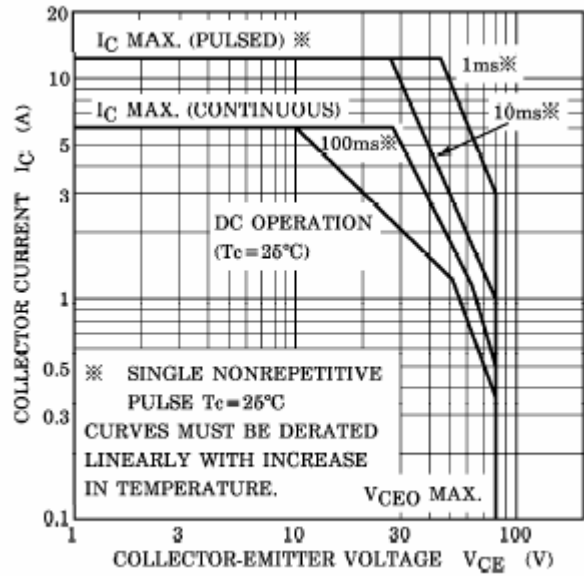


Fig.6 Safe Operating Area